

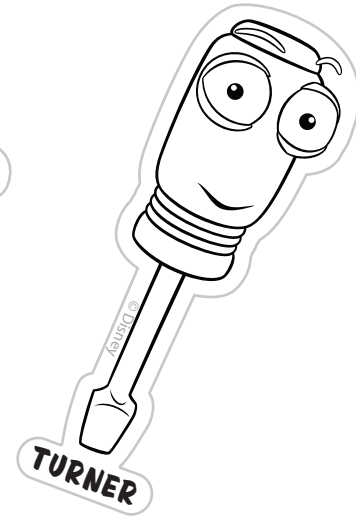
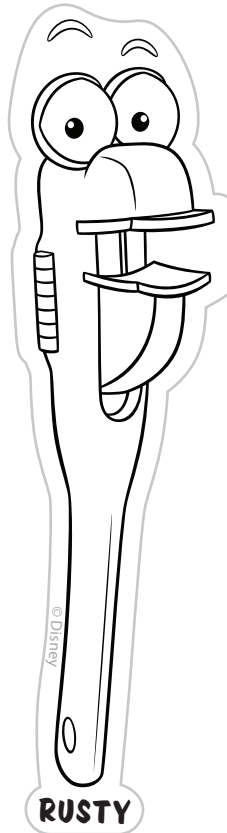




Disney  
**HANDY MANNY**

Color-In Handy Manny Puppet Show with Background



Disney

# HANDY MANNY

Disney family.com

Color-In Handy Manny Puppet Show with Background





## Color-In Handy Manny Puppet Show with Background

Cutting intended for grown-ups only.

### Instructions

Additional supplies needed: 8 wooden craft sticks

1. Print out the pages on regular paper or cardstock.
2. Let your child color in the background and each character.
3. When they are finished, cut out each character and cut off the white border around the background.
4. Glue or tape each character to a wooden craft stick.
5. You can tape the background to a wall or use a magnet to attach it to the refrigerator. Round up the family the matinee is about to begin!

*Disney Family.com's printable crafts are specially designed with muted colors to not waste too much of your printer's color ink.*

